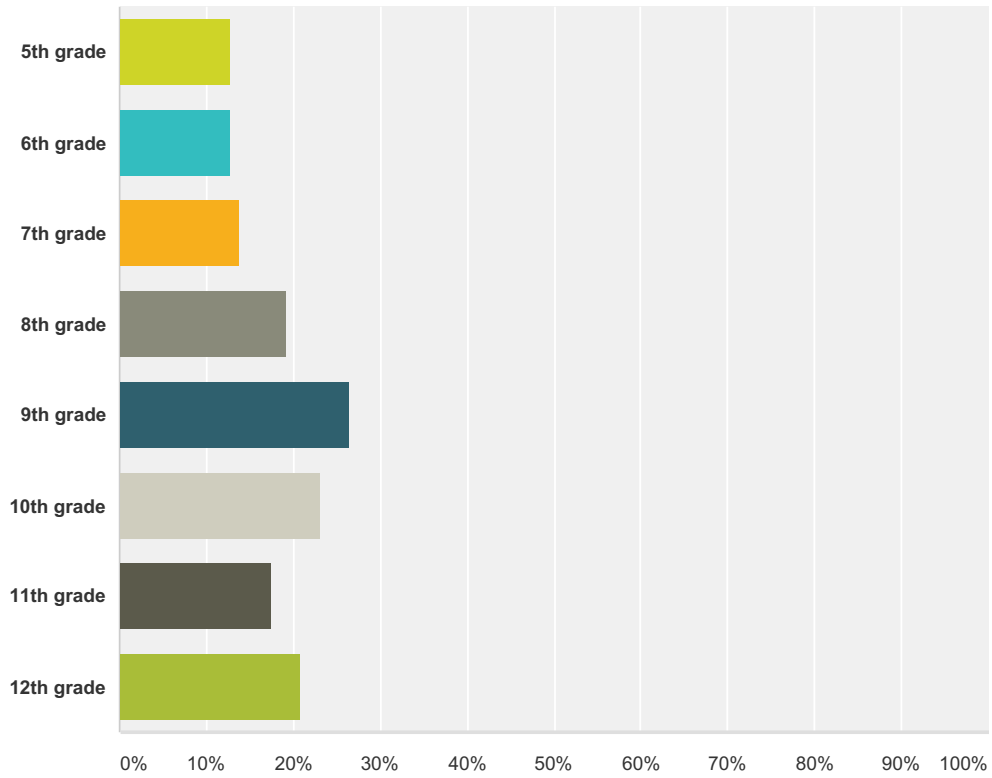


Q1 What grade(s) is your child in?

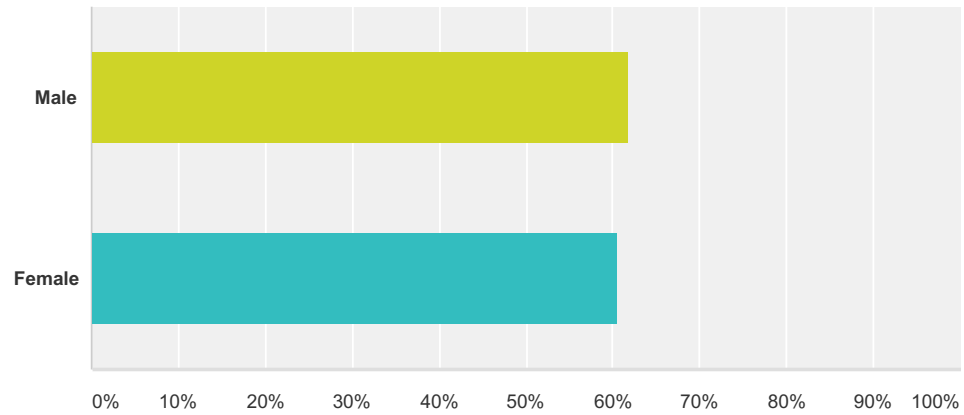
Answered: 234 Skipped: 4



Answer Choices	Responses
5th grade	12.82% 30
6th grade	12.82% 30
7th grade	13.68% 32
8th grade	19.23% 45
9th grade	26.50% 62
10th grade	23.08% 54
11th grade	17.52% 41
12th grade	20.94% 49
Total Respondents: 234	

Q2 Is your child:

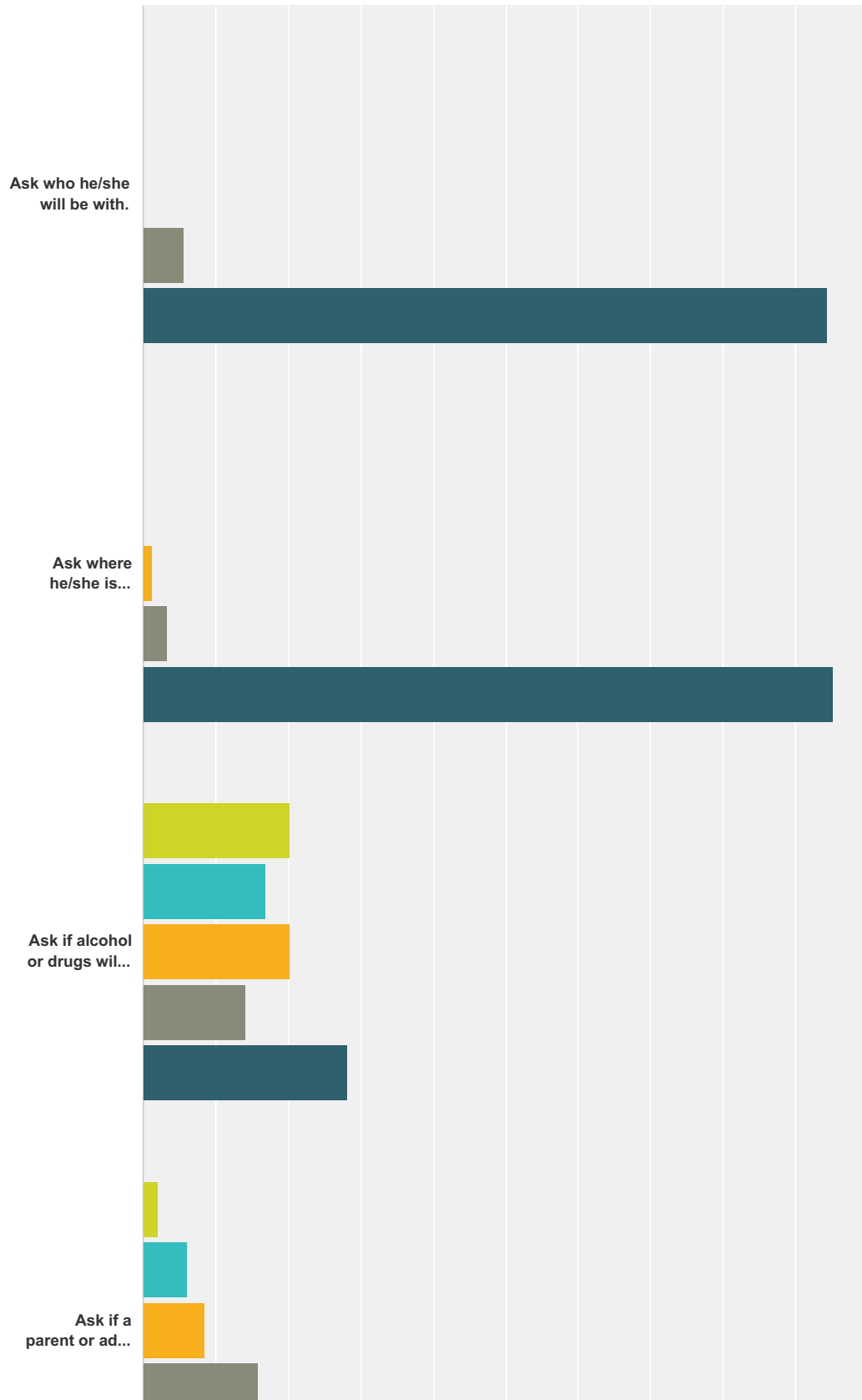
Answered: 236 Skipped: 2

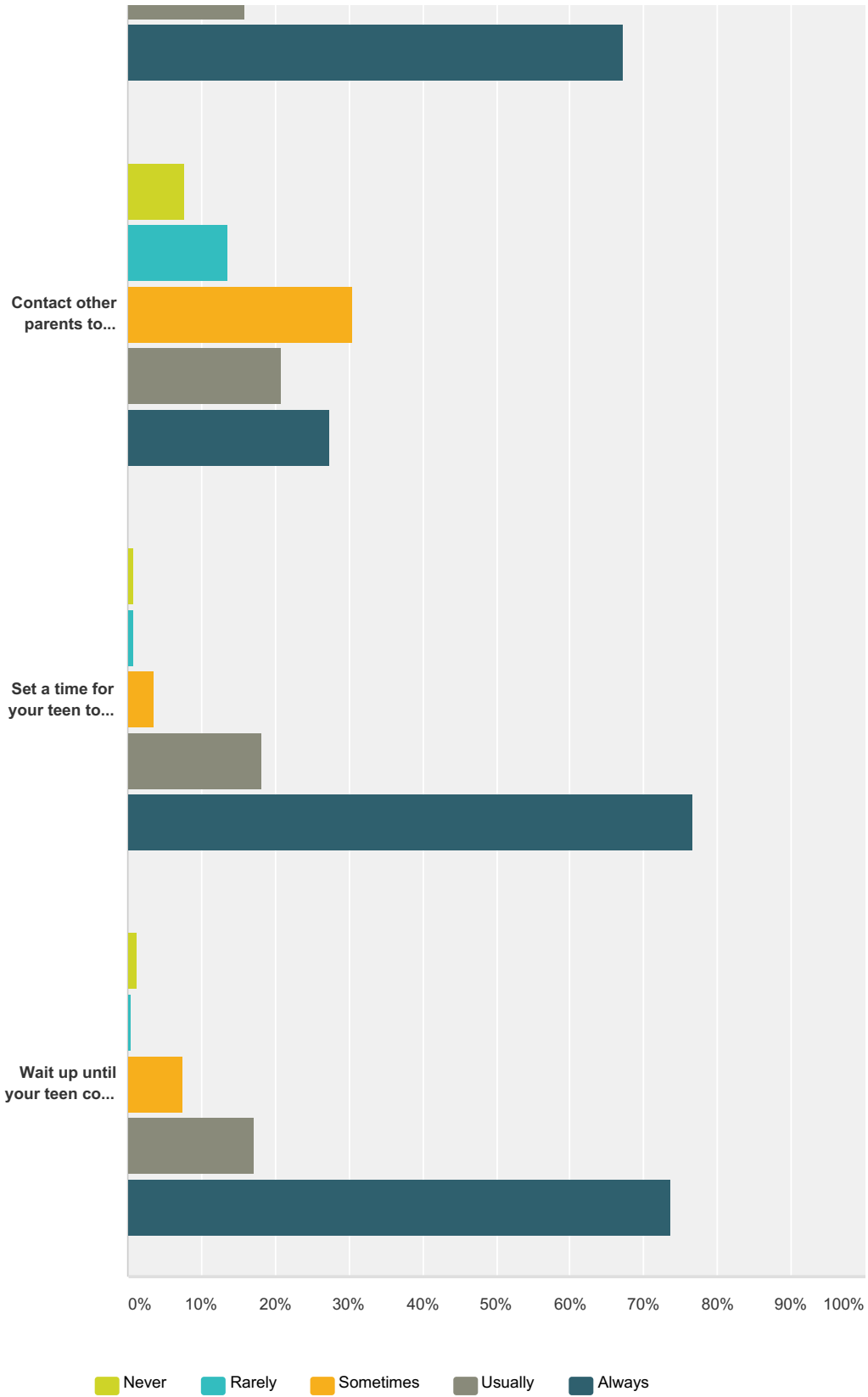


Answer Choices	Responses
Male	61.86% 146
Female	60.59% 143
Total Respondents: 236	

Q3 When your teen goes out in the evening or on the weekend, how often do you:

Answered: 233 Skipped: 5



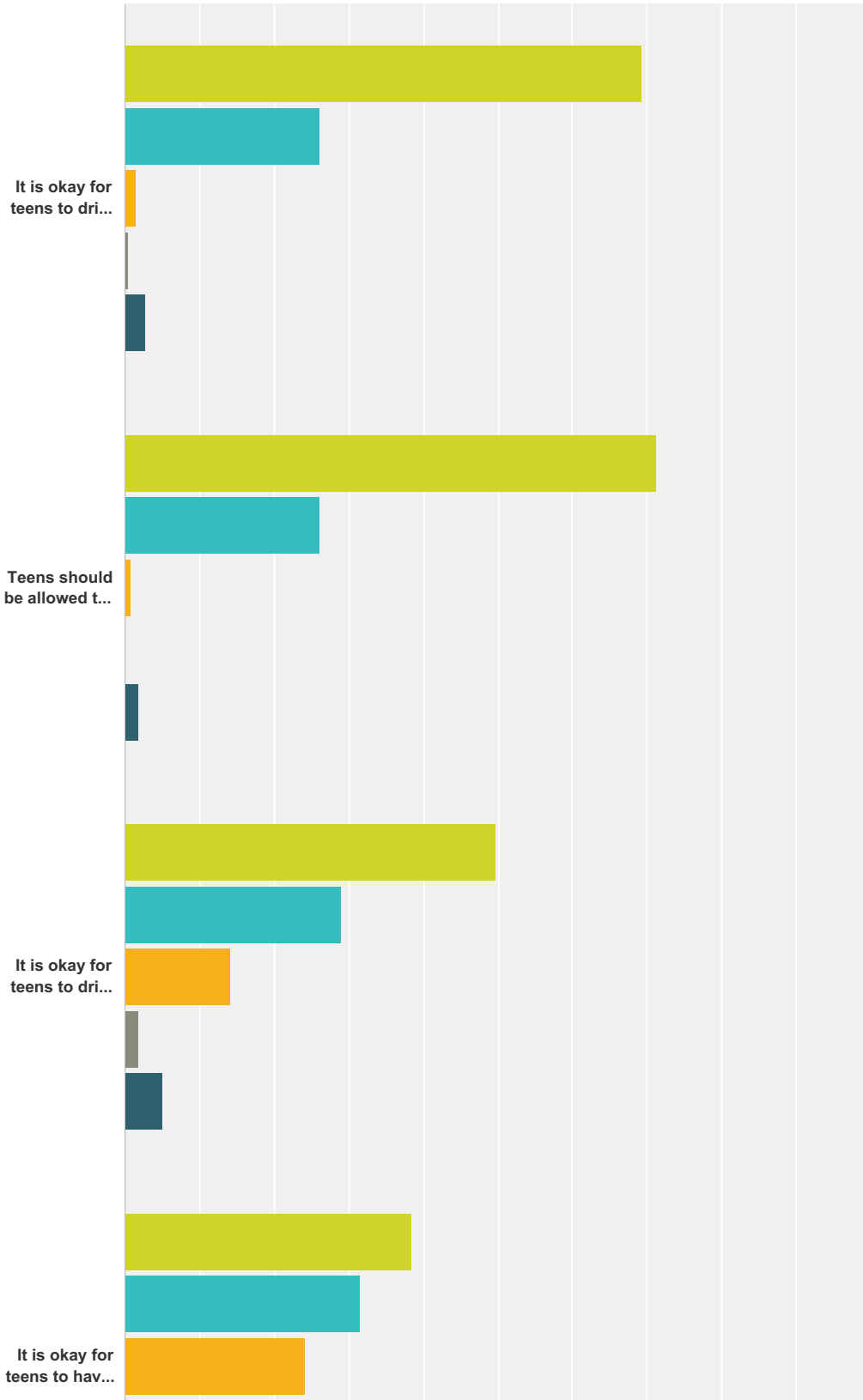


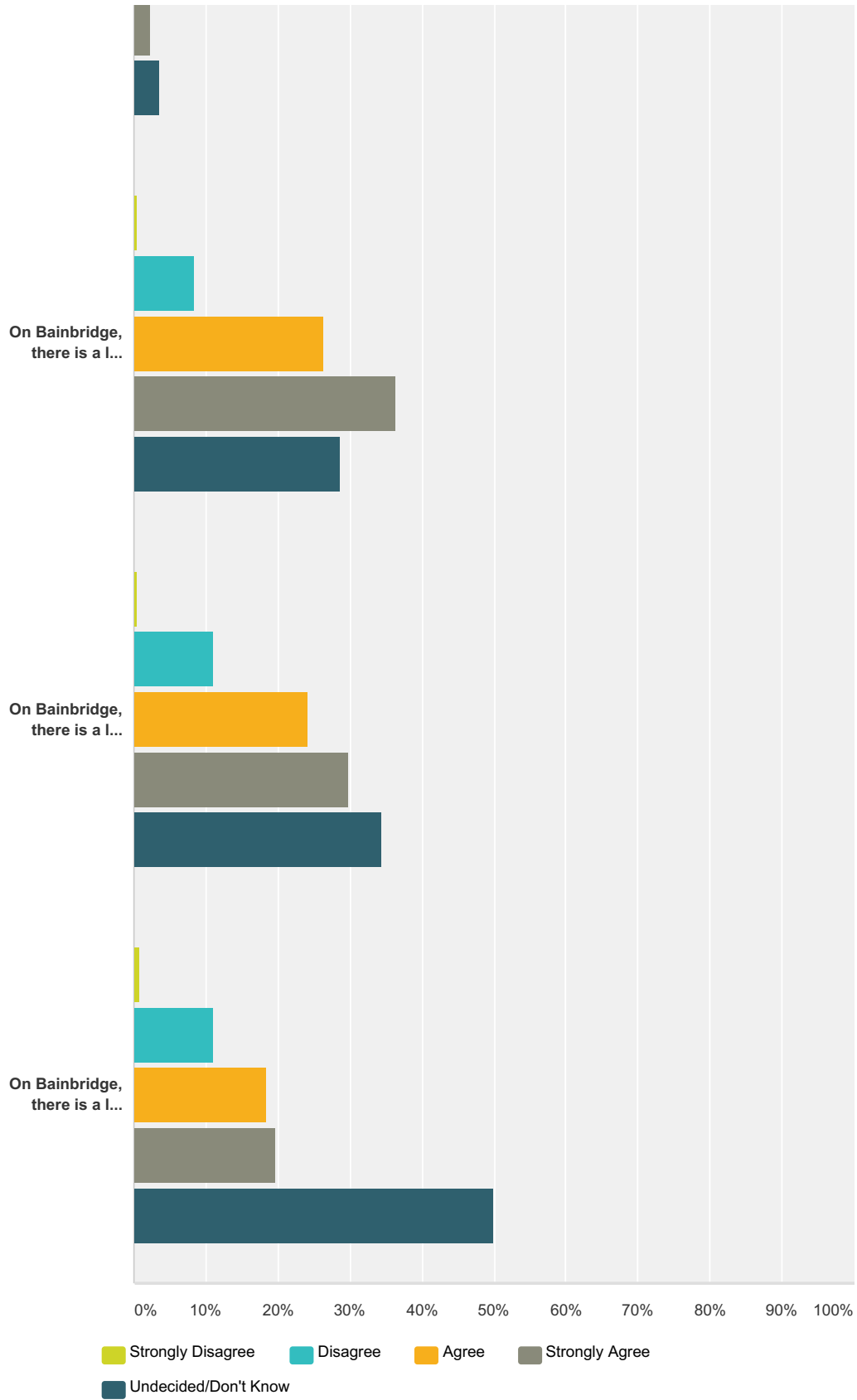
	Never	Rarely	Sometimes	Usually	Always	Total
Ask who he/she will be with.	0.00% 0	0.00% 0	0.00% 0	5.58% 13	94.42% 220	233

Ask where he/she is going.	0.00% 0	0.00% 0	1.29% 3	3.43% 8	95.28% 222	233
Ask if alcohol or drugs will be present where he/she is going.	20.35% 47	16.88% 39	20.35% 47	14.29% 33	28.14% 65	231
Ask if a parent or adult will be present to supervise if going to another teen's house/	2.16% 5	6.03% 14	8.62% 20	15.95% 37	67.24% 156	232
Contact other parents to confirm what your teen has told you.	7.83% 18	13.48% 31	30.43% 70	20.87% 48	27.39% 63	230
Set a time for your teen to be home.	0.87% 2	0.87% 2	3.48% 8	18.26% 42	76.52% 176	230
Wait up until your teen comes home.	1.32% 3	0.44% 1	7.46% 17	17.11% 39	73.68% 168	228

Q4 Please tell us whether you agree or disagree with the following statements. You may also mark Undecided/Don't Know.

Answered: 219 Skipped: 19



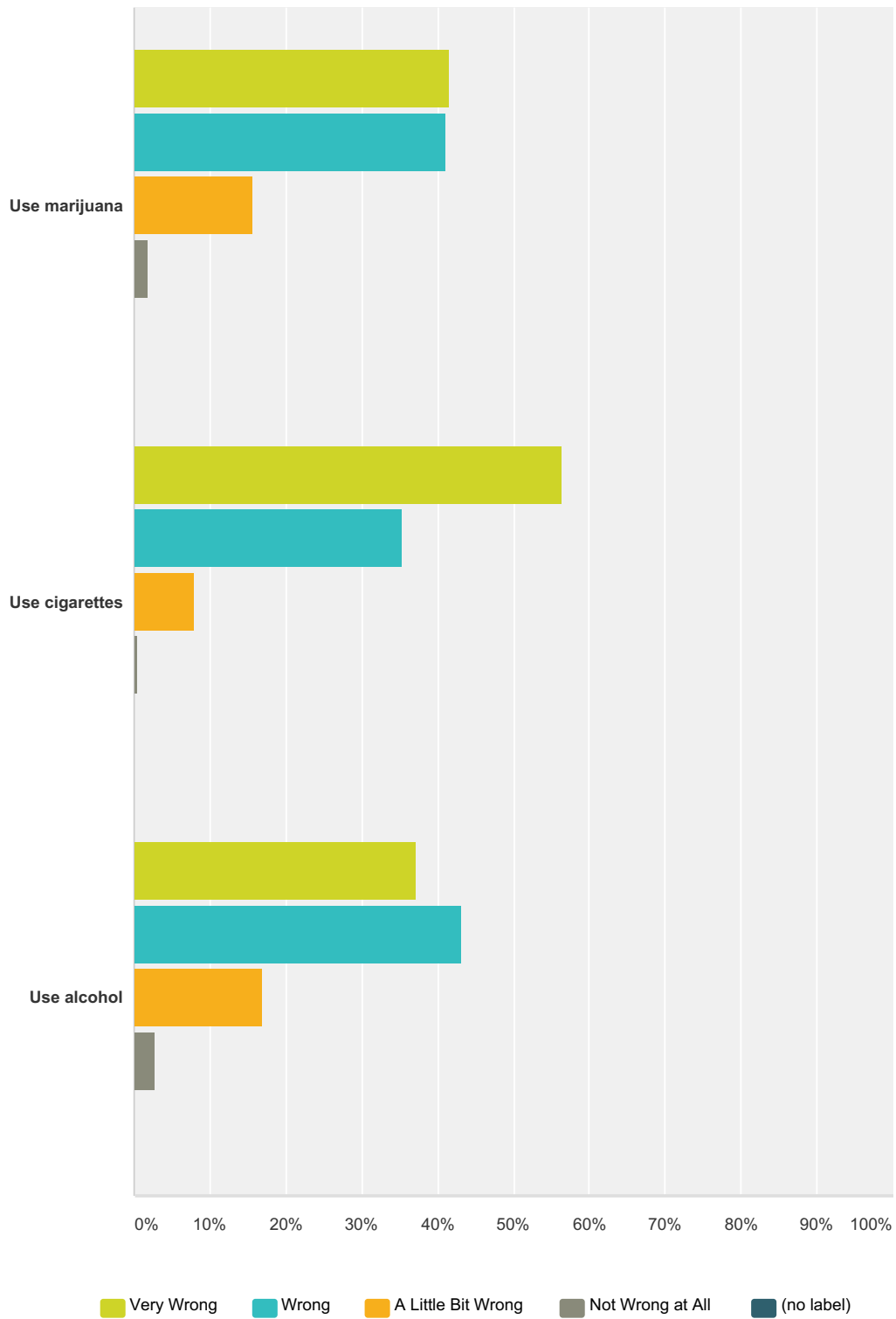


	Strongly Disagree	Disagree	Agree	Strongly Agree	Undecided/Don't Know	Total
--	-------------------	----------	-------	----------------	----------------------	-------

It is okay for teens to drink alcohol at parties if they don't get drunk.	69.41% 152	26.03% 57	1.37% 3	0.46% 1	2.74% 6	219
Teens should be allowed to drink as long as they don't drive afterwards.	71.23% 156	26.03% 57	0.91% 2	0.00% 0	1.83% 4	219
It is okay for teens to drink alcohol at home with parent permission.	49.77% 108	29.03% 63	14.29% 31	1.84% 4	5.07% 11	217
It is okay for teens to have a drink or two on special times like birthdays, holidays, or family celebrations.	38.36% 84	31.51% 69	24.20% 53	2.28% 5	3.65% 8	219
On Bainbridge, there is a lot of social pressure on teens to use alcohol.	0.46% 1	8.29% 18	26.27% 57	36.41% 79	28.57% 62	217
On Bainbridge, there is a lot of social pressure on teens to use marijuana.	0.46% 1	11.01% 24	24.31% 53	29.82% 65	34.40% 75	218
On Bainbridge, there is a lot of social pressure on teens to misuse prescription drugs.	0.92% 2	11.01% 24	18.35% 40	19.72% 43	50.00% 109	218

Q5 How wrong would most adults in your neighborhood think it was for kids to:

Answered: 213 Skipped: 25

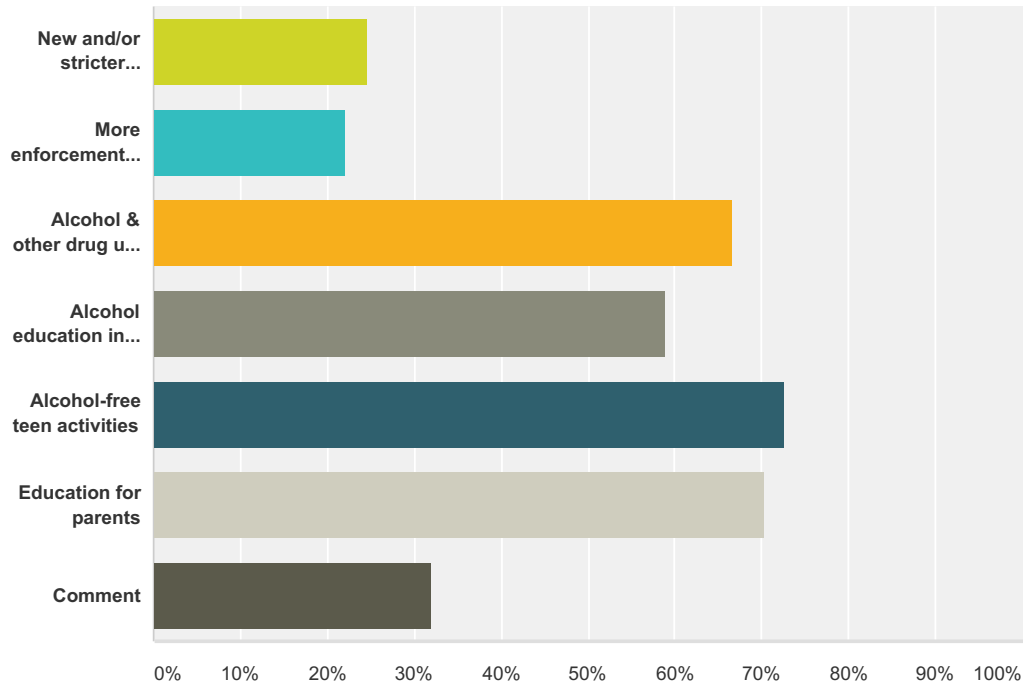


Very Wrong	Wrong	A Little Bit Wrong	Not Wrong at All	(no label)	Total
------------	-------	--------------------	------------------	------------	-------

Use marijuana	41.51% 88	41.04% 87	15.57% 33	1.89% 4	0.00% 0	212
Use cigarettes	56.34% 120	35.21% 75	7.98% 17	0.47% 1	0.00% 0	213
Use alcohol	37.09% 79	43.19% 92	16.90% 36	2.82% 6	0.00% 0	213

Q6 Which of the following do you believe would help decrease alcohol & other drug use by youth under age 21? (Check all that apply.)

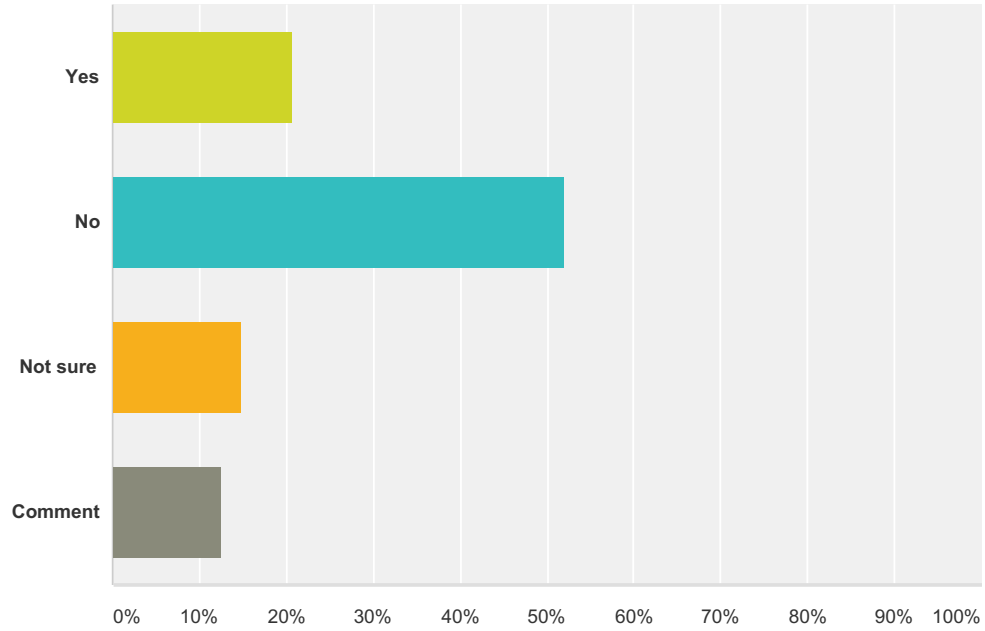
Answered: 216 Skipped: 22



Answer Choices	Responses
New and/or stricter penalties	24.54% 53
More enforcement laws	22.22% 48
Alcohol & other drug use education in schools	66.67% 144
Alcohol education in the media and social media (newspapers, Facebook, Twitter, radio)	58.80% 127
Alcohol-free teen activities	72.69% 157
Education for parents	70.37% 152
Comment	31.94% 69
Total Respondents: 216	

Q7 Do you know adults/parents who host parties where alcohol and/or drugs are available or served to teens?

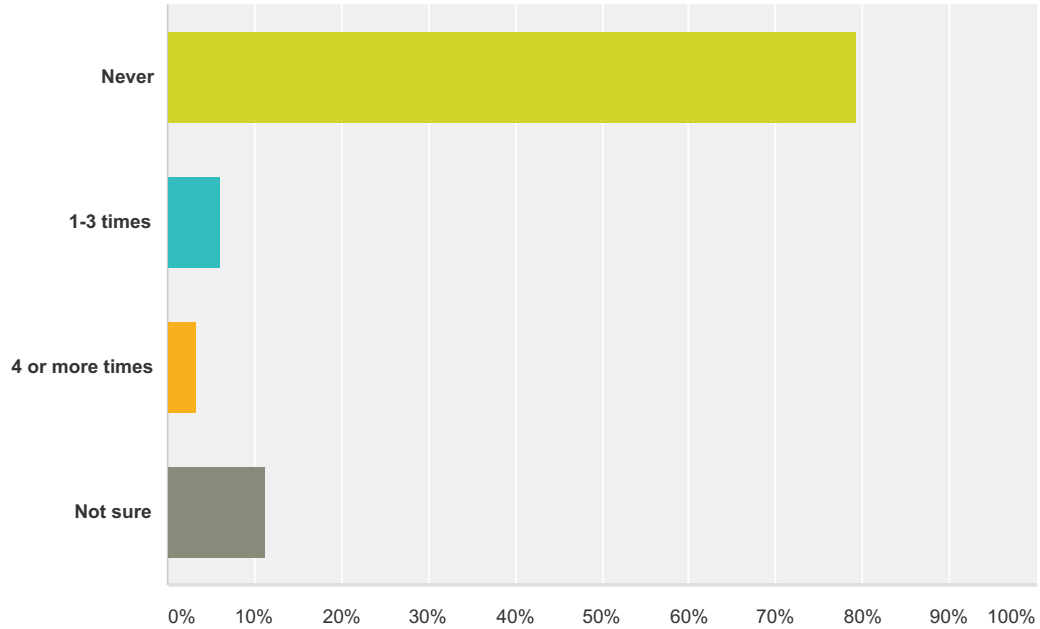
Answered: 217 Skipped: 21



Answer Choices	Responses
Yes	20.74% 45
No	52.07% 113
Not sure	14.75% 32
Comment	12.44% 27
Total	217

Q8 How many times in the past year has your teen(s) attended a party where parents made alcohol and/or drugs available to teens?

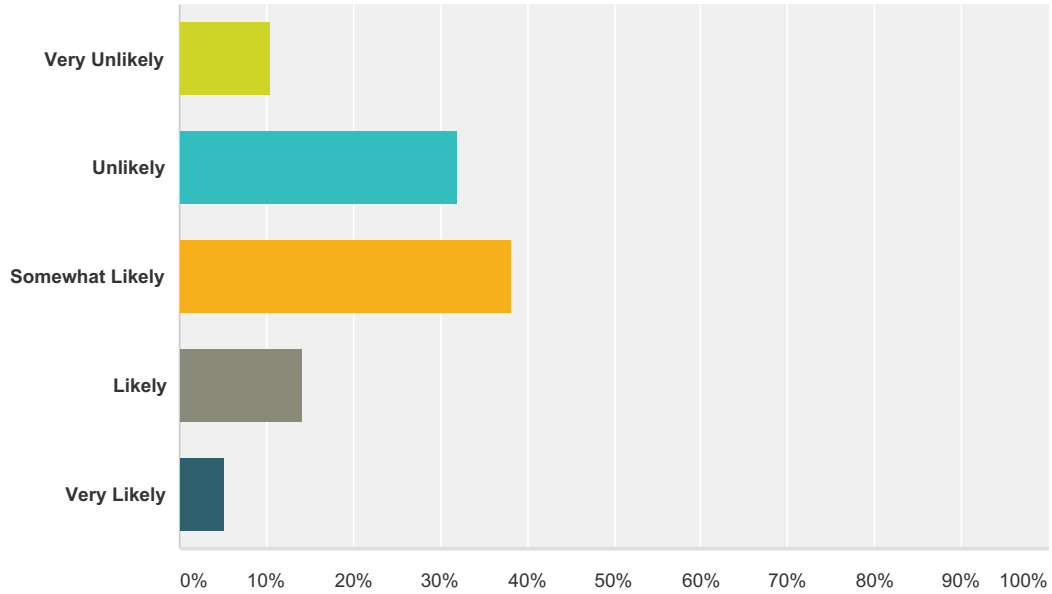
Answered: 212 Skipped: 26



Answer Choices	Responses
Never	79.25% 168
1-3 times	6.13% 13
4 or more times	3.30% 7
Not sure	11.32% 24
Total	212

Q9 How likely is it that law enforcement would be called if an underage drinking party happened on Bainbridge?

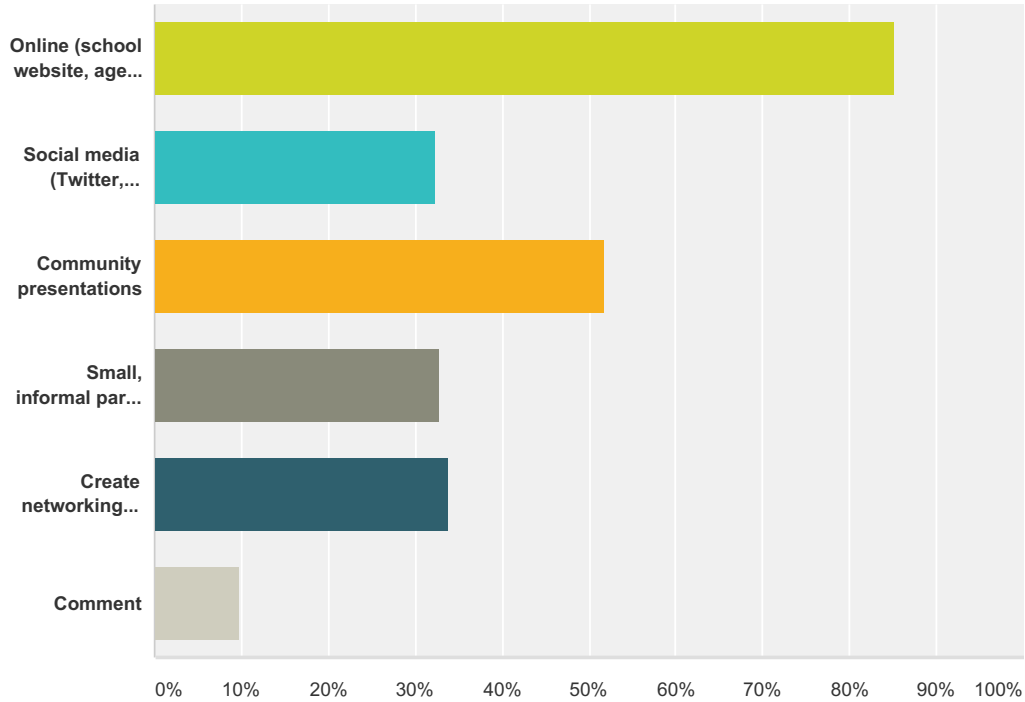
Answered: 191 Skipped: 47



Answer Choices	Responses
Very Unlikely	10.47% 20
Unlikely	31.94% 61
Somewhat Likely	38.22% 73
Likely	14.14% 27
Very Likely	5.24% 10
Total	191

Q10 How would you like to receive information on current youth drug/alcohol trends and prevention information for parents/families?

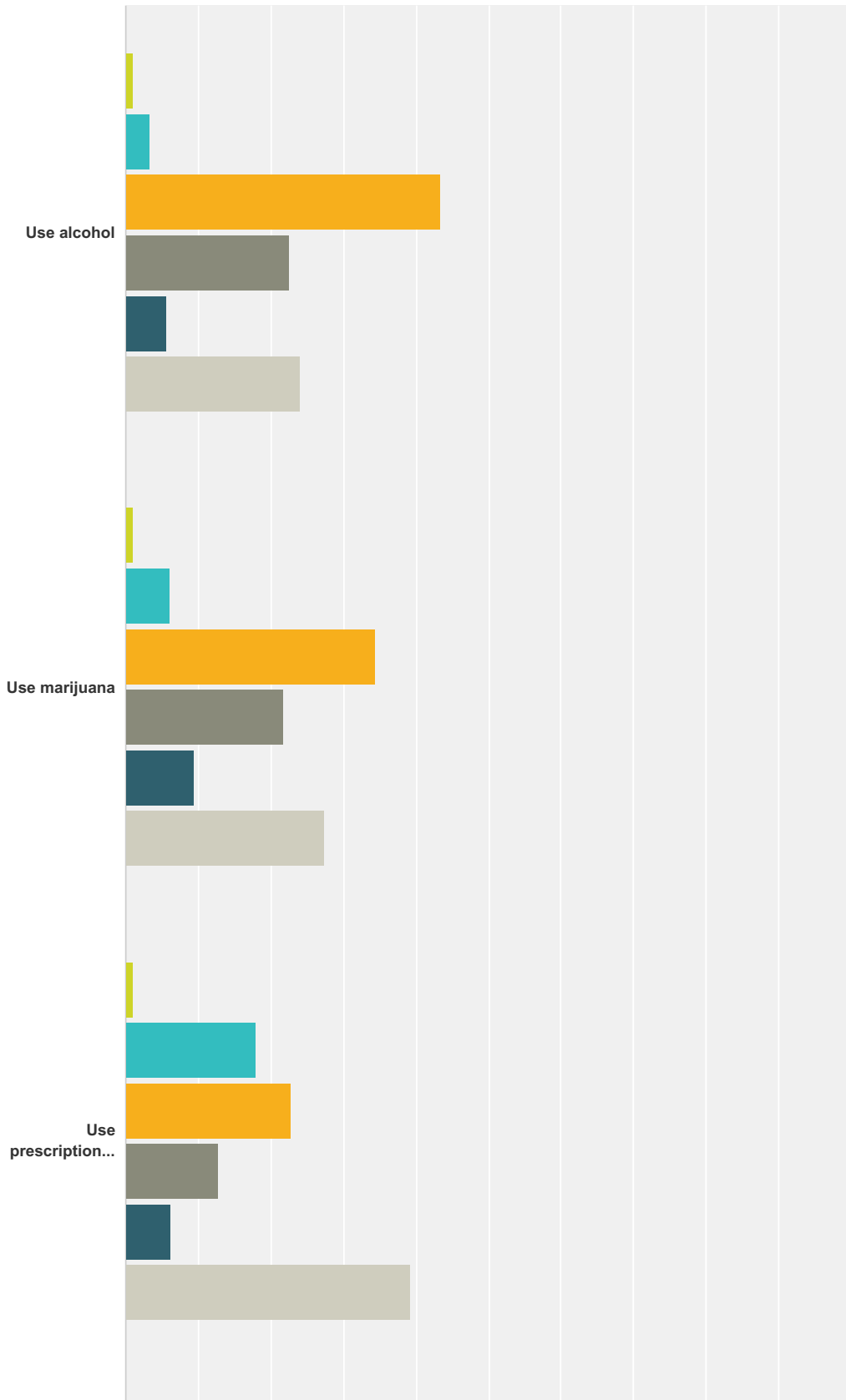
Answered: 216 Skipped: 22

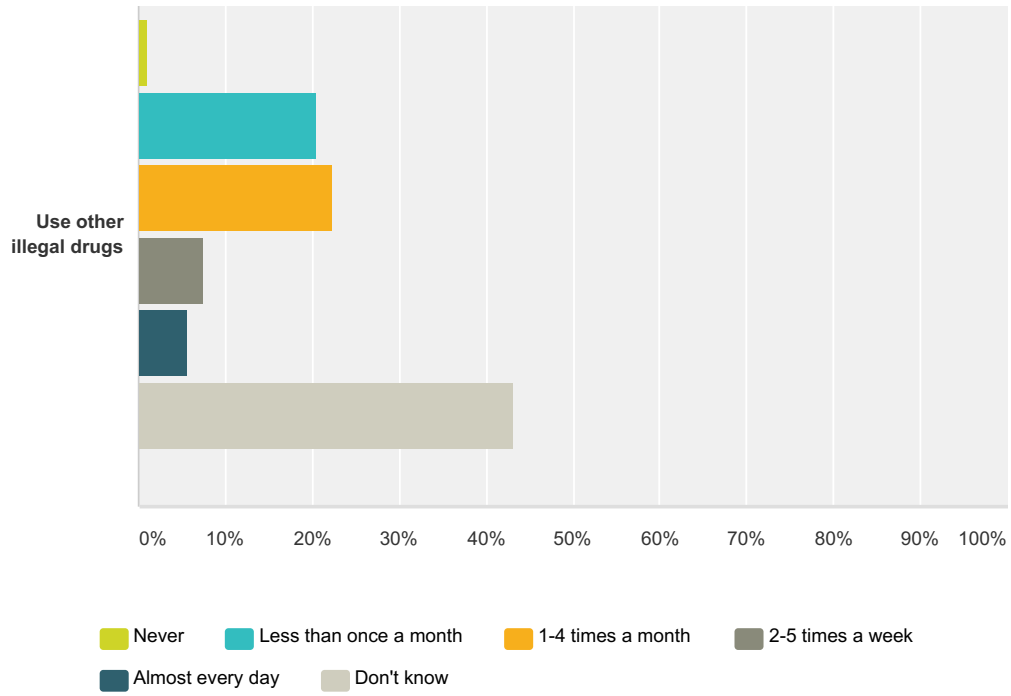


Answer Choices	Responses
Online (school website, agency websites)	85.19% 184
Social media (Twitter, Facebook)	32.41% 70
Community presentations	51.85% 112
Small, informal parent gatherings facilitated by experts	32.87% 71
Create networking groups and directory for parents	33.80% 73
Comment	9.72% 21
Total Respondents: 216	

Q11 On Bainbridge, how often do you think teens:

Answered: 212 Skipped: 26

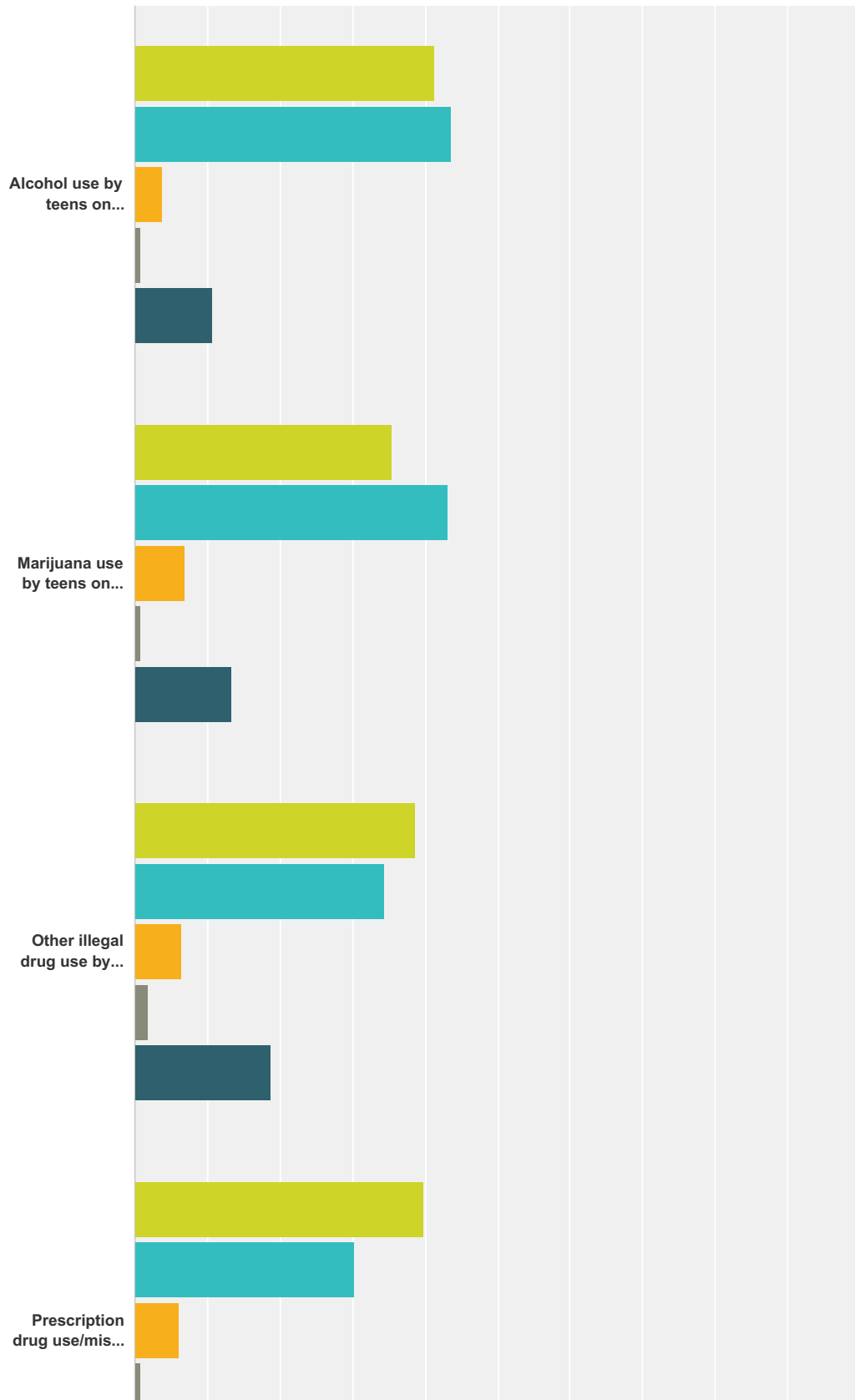


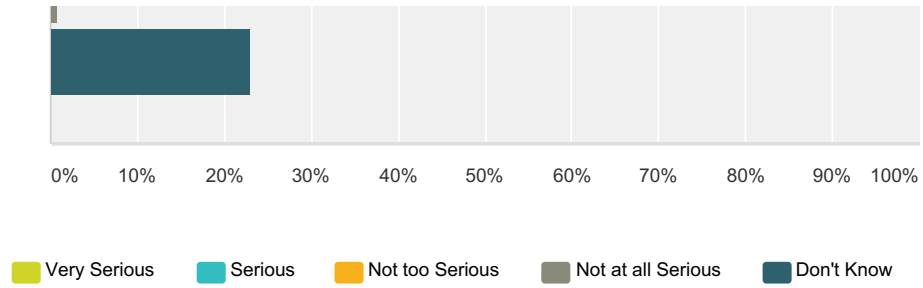


	Never	Less than once a month	1-4 times a month	2-5 times a week	Almost every day	Don't know	Total
Use alcohol	0.94% 2	3.30% 7	43.40% 92	22.64% 48	5.66% 12	24.06% 51	212
Use marijuana	0.94% 2	6.13% 13	34.43% 73	21.70% 46	9.43% 20	27.36% 58	212
Use prescription drugs without doctor's orders	0.95% 2	18.01% 38	22.75% 48	12.80% 27	6.16% 13	39.34% 83	211
Use other illegal drugs	0.95% 2	20.38% 43	22.27% 47	7.58% 16	5.69% 12	43.13% 91	211

Q12 How serious a problem do you consider:

Answered: 218 Skipped: 20

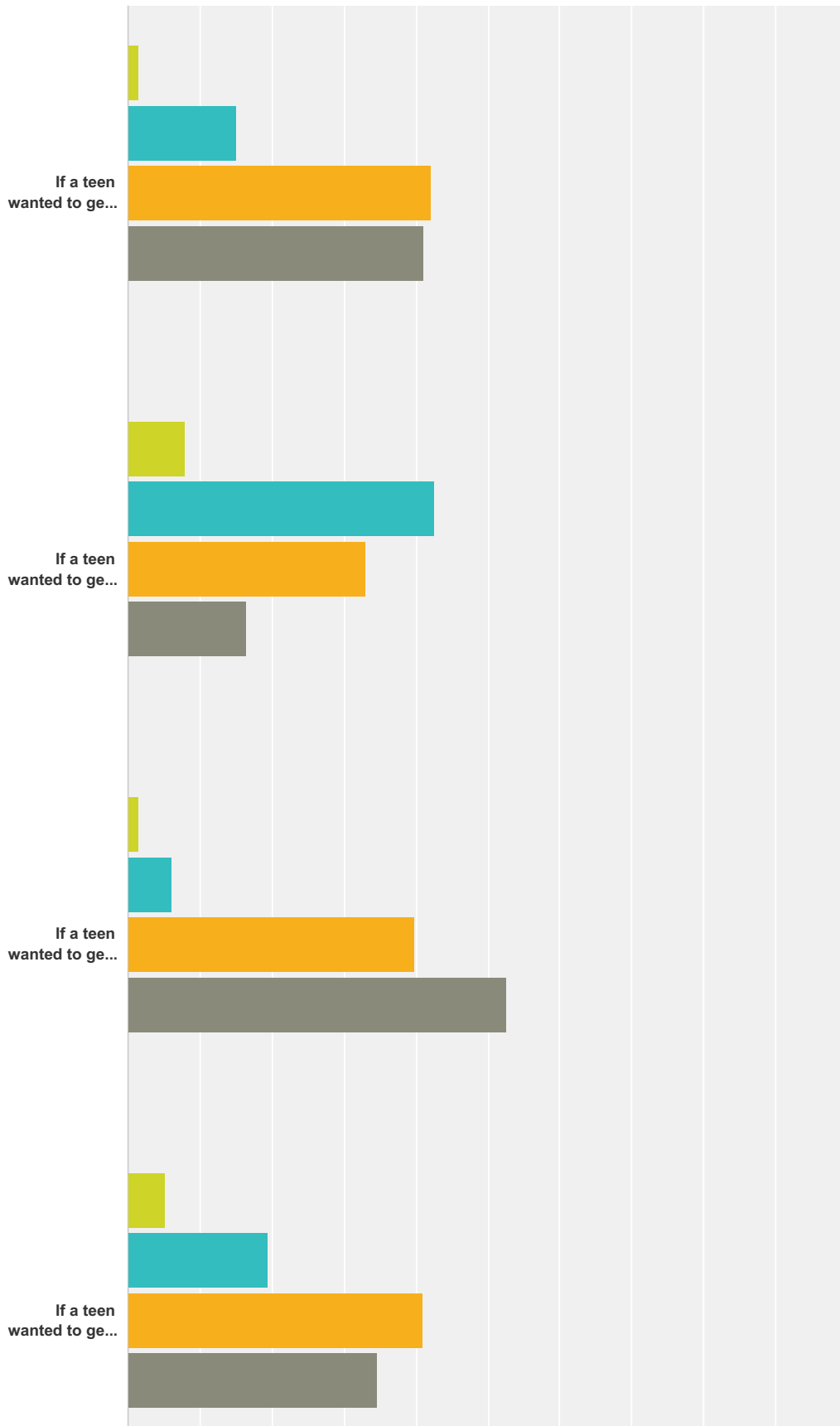


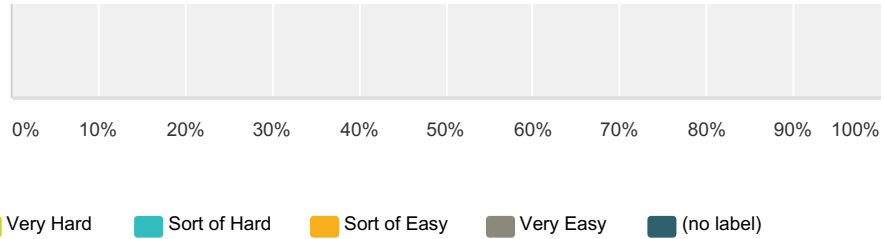


	Very Serious	Serious	Not too Serious	Not at all Serious	Don't Know	Total
Alcohol use by teens on Bainbridge	41.28% 90	43.58% 95	3.67% 8	0.92% 2	10.55% 23	218
Marijuana use by teens on Bainbridge	35.48% 77	43.32% 94	6.91% 15	0.92% 2	13.36% 29	217
Other illegal drug use by teens on Bainbridge	38.53% 84	34.40% 75	6.42% 14	1.83% 4	18.81% 41	218
Prescription drug use/misuse by teens on Bainbridge	39.91% 87	30.28% 66	5.96% 13	0.92% 2	22.94% 50	218

Q13 Please respond to the following:

Answered: 200 Skipped: 38

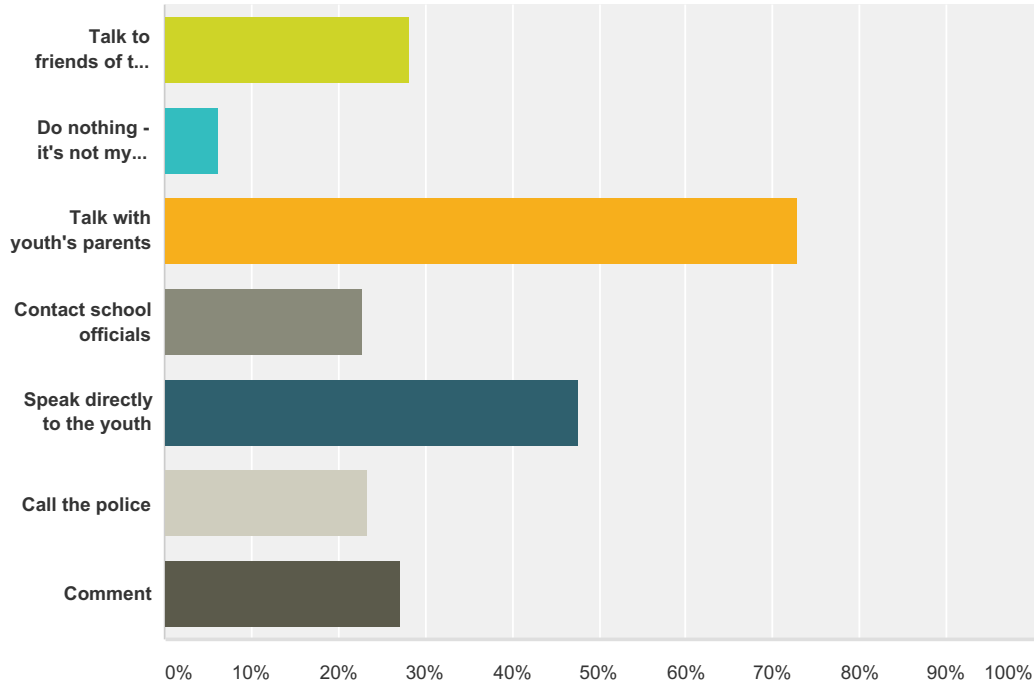




	Very Hard	Sort of Hard	Sort of Easy	Very Easy	(no label)	Total
If a teen wanted to get some beer, wine, or hard liquor how easy would it be for them to get some?	1.51% 3	15.08% 30	42.21% 84	41.21% 82	0.00% 0	199
If a teen wanted to get a drug like cocaine, LSD, or heroin, how easy would it be for them to get some?	7.98% 15	42.55% 80	32.98% 62	16.49% 31	0.00% 0	188
If a teen wanted to get some marijuana, how easy would it be for them to get some?	1.53% 3	6.12% 12	39.80% 78	52.55% 103	0.00% 0	196
If a teen wanted to get some prescription drugs to use without doctor's orders, how easy would it be for them to do so?	5.24% 10	19.37% 37	40.84% 78	34.55% 66	0.00% 0	191

Q14 If you were aware of underage drinking or drug use happening, what action would you take? (Check all that apply.)

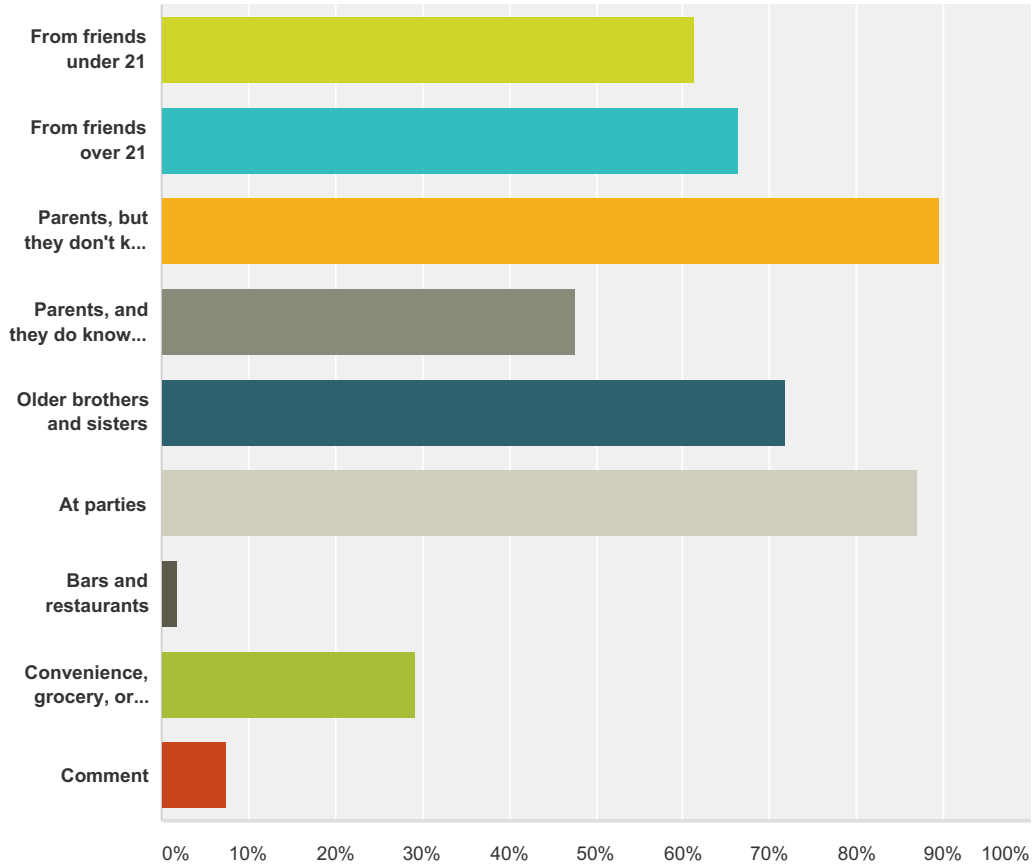
Answered: 206 Skipped: 32



Answer Choices	Responses
Talk to friends of the youth	28.16% 58
Do nothing - it's not my child or my business	6.31% 13
Talk with youth's parents	72.82% 150
Contact school officials	22.82% 47
Speak directly to the youth	47.57% 98
Call the police	23.30% 48
Comment	27.18% 56
Total Respondents: 206	

Q15 Where do you believe youth under age 21 obtain their alcohol? (Check all that apply.)

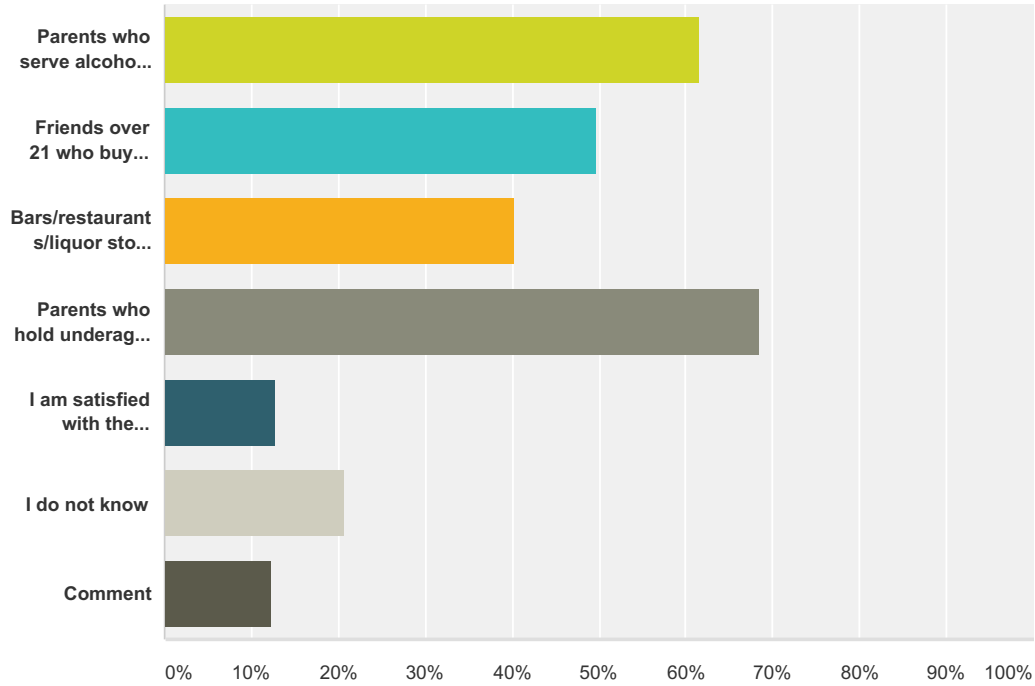
Answered: 202 Skipped: 36



Answer Choices	Responses
From friends under 21	61.39% 124
From friends over 21	66.34% 134
Parents, but they don't know it	89.60% 181
Parents, and they do know about it	47.52% 96
Older brothers and sisters	71.78% 145
At parties	87.13% 176
Bars and restaurants	1.98% 4
Convenience, grocery, or liquor stores	29.21% 59
Comment	7.43% 15
Total Respondents: 202	

Q16 In your opinion, which of the following offenses need more severe penalties? (Check all that apply.)

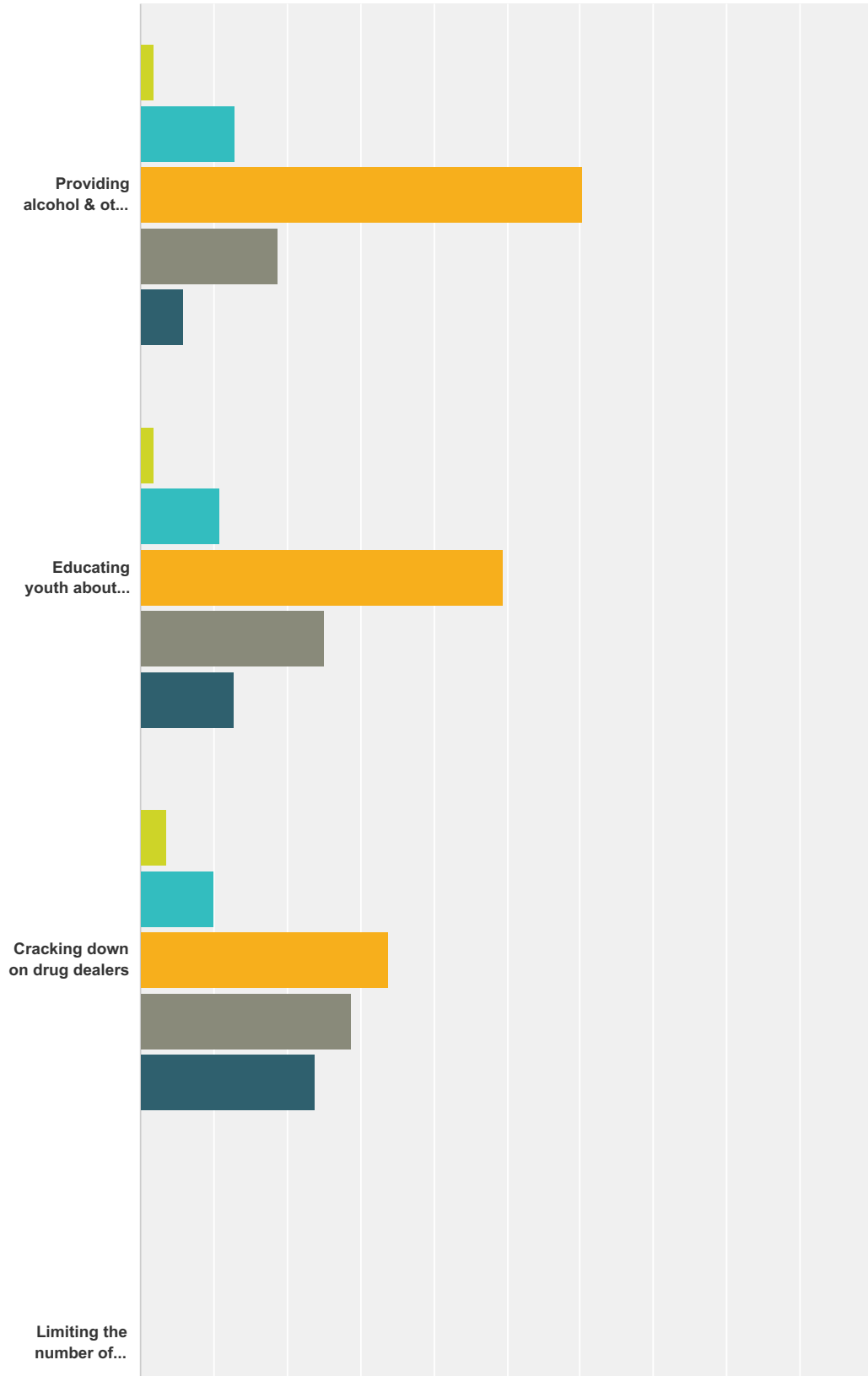
Answered: 203 Skipped: 35

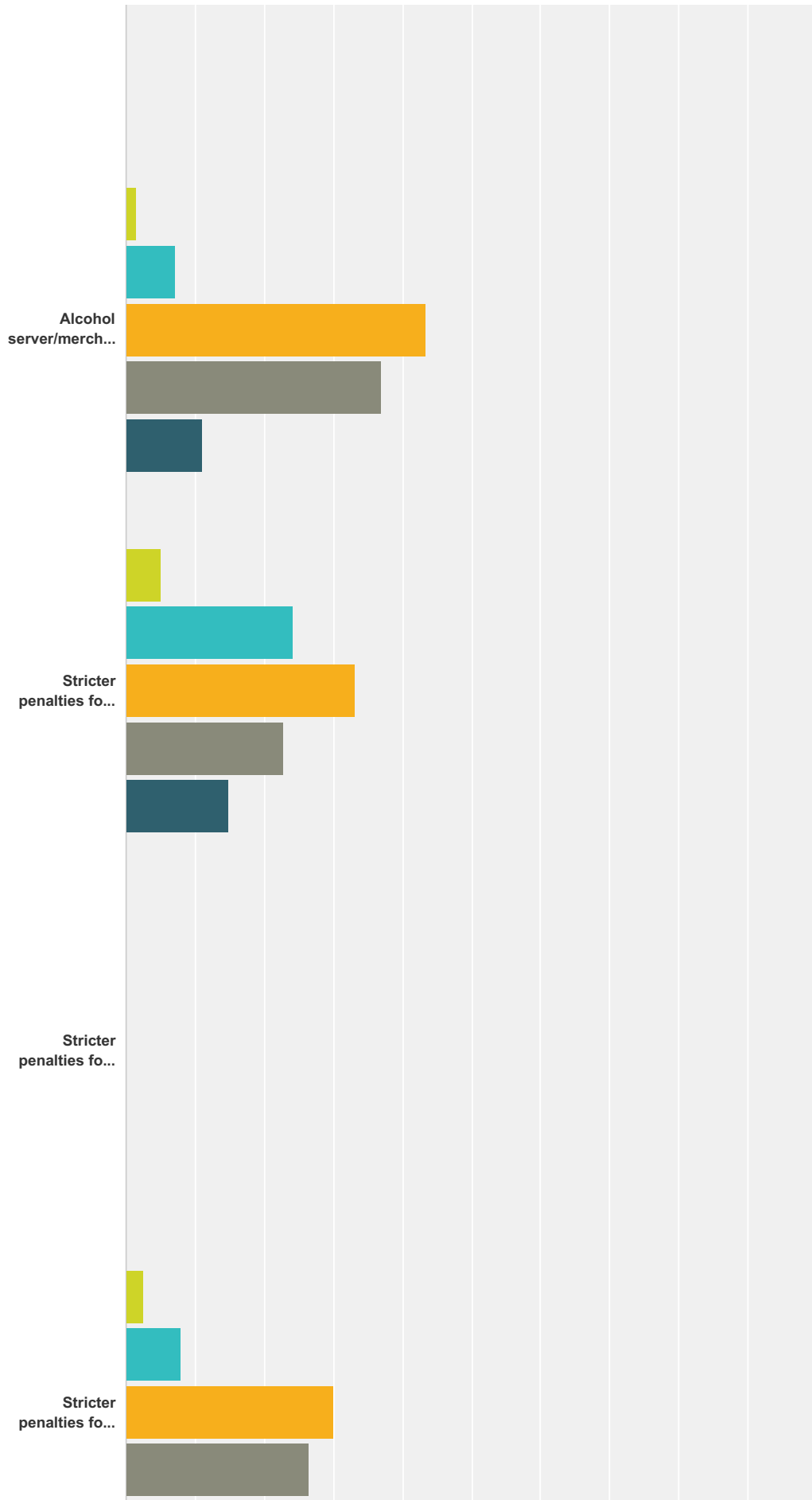


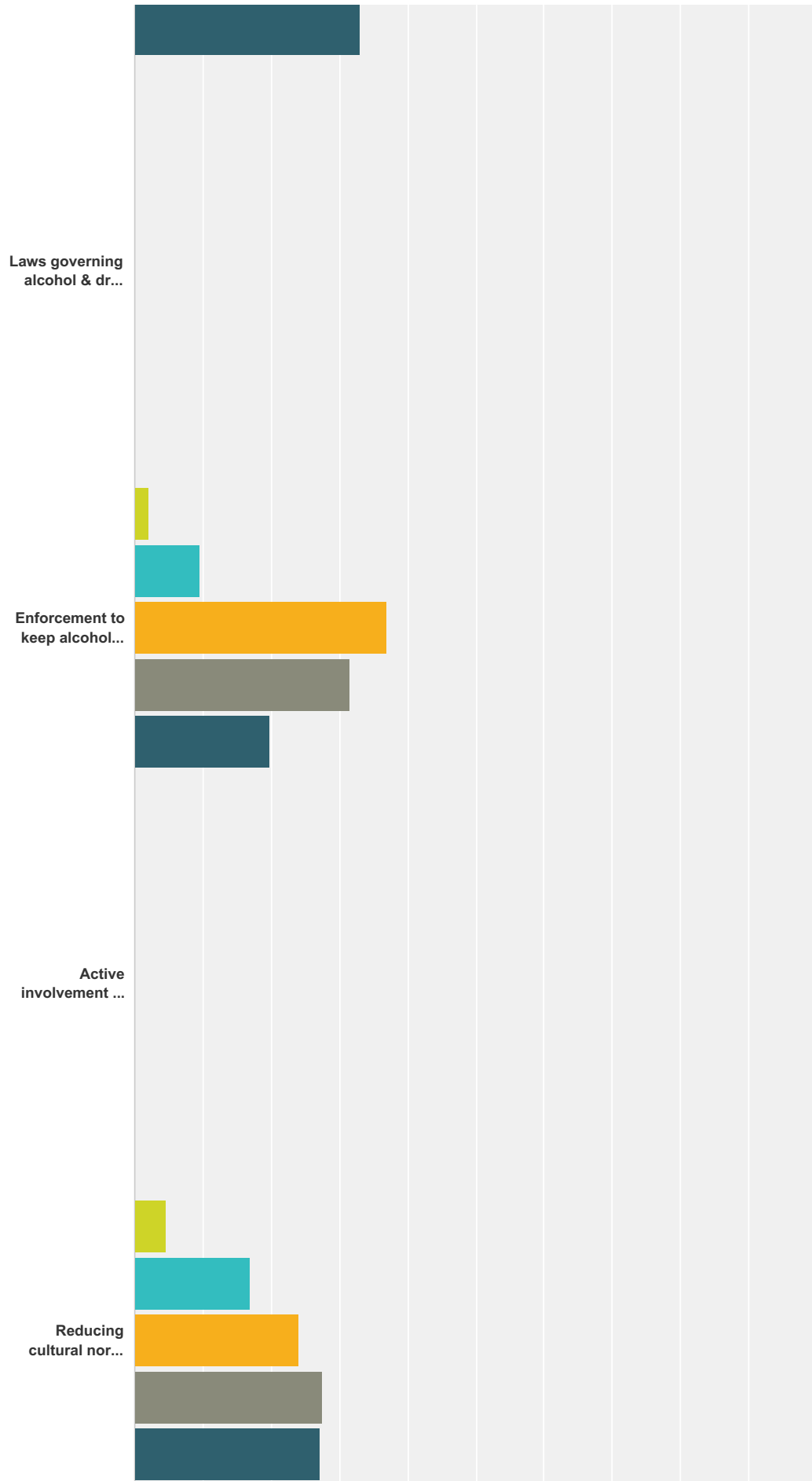
Answer Choices	Responses
Parents who serve alcohol to youth under 21	61.58% 125
Friends over 21 who buy alcohol for youth	49.75% 101
Bars/restaurants/liquor stores who sell alcohol to youth under 21	40.39% 82
Parents who hold underage drinking parties	68.47% 139
I am satisfied with the current penalties for these offenses	12.81% 26
I do not know	20.69% 42
Comment	12.32% 25
Total Respondents: 203	

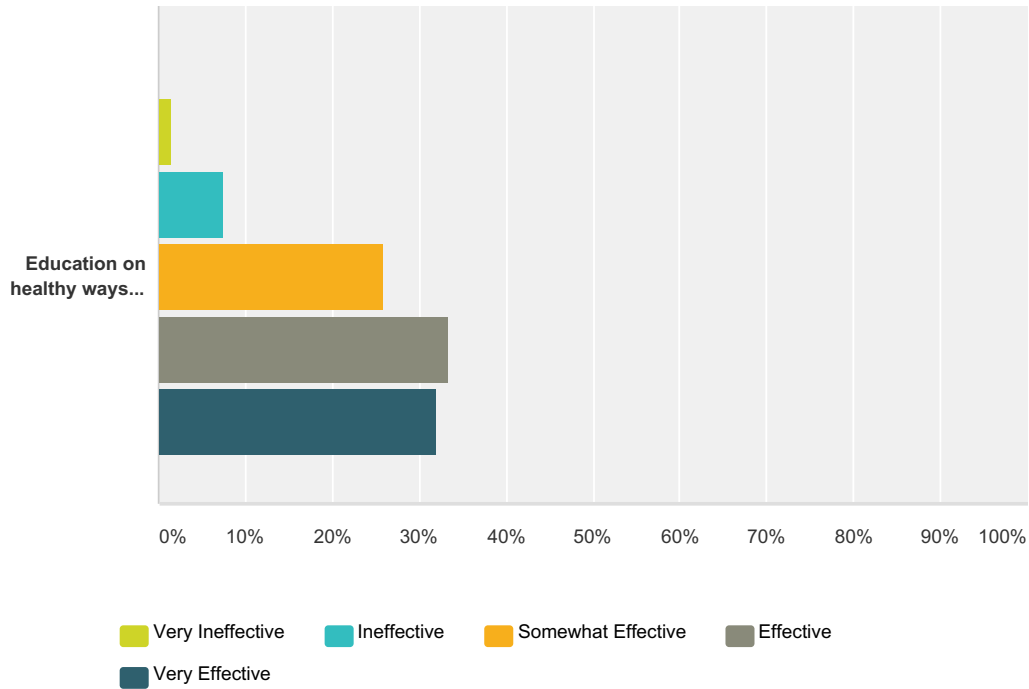
Q17 How effective do you believe the following are in addressing alcohol or other drug use in youth:

Answered: 204 Skipped: 34









	Very Ineffective	Ineffective	Somewhat Effective	Effective	Very Effective	Total
Providing alcohol & other drug information/education for parents	1.98% 4	12.87% 26	60.40% 122	18.81% 38	5.94% 12	202
Educating youth about drugs and alcohol consequences and risks	1.96% 4	10.78% 22	49.51% 101	25.00% 51	12.75% 26	204
Cracking down on drug dealers	3.48% 7	9.95% 20	33.83% 68	28.86% 58	23.88% 48	201
Limiting the number of liquor licenses	0.00% 0	0.00% 0	0.00% 0	0.00% 0	0.00% 0	0
Alcohol server/merchant training	1.50% 3	7.00% 14	43.50% 87	37.00% 74	11.00% 22	200
Stricter penalties for youth who consume or purchase alcohol or drugs	4.95% 10	24.26% 49	33.17% 67	22.77% 46	14.85% 30	202
Stricter penalties for retail/bar/restaurant liquor violations	0.00% 0	0.00% 0	0.00% 0	0.00% 0	0.00% 0	0
Stricter penalties for adults who provide or buy alcohol for underage use	2.50% 5	8.00% 16	30.00% 60	26.50% 53	33.00% 66	200
Laws governing alcohol & drug use by youth	0.00% 0	0.00% 0	0.00% 0	0.00% 0	0.00% 0	0
Enforcement to keep alcohol & other drugs away from youth	2.03% 4	9.64% 19	37.06% 73	31.47% 62	19.80% 39	197
Active involvement by local businesses to prevent underage drinking	0.00% 0	0.00% 0	0.00% 0	0.00% 0	0.00% 0	0
Reducing cultural norm of intense pressure to succeed	4.59% 9	16.84% 33	23.98% 47	27.55% 54	27.04% 53	196
Education on healthy ways to deal with stress	1.49% 3	7.46% 15	25.87% 52	33.33% 67	31.84% 64	201

Q18 If you will be attending the January 31st event, what is one question or topic you hope will be addressed?

Answered: 88 Skipped: 150